


# Echelle anuelle des traitements bruts "enseignants" 2013

Base 2013 100 % (base pour indexation)				Indexation sur base 2013 0.00%						 <small>RÉPUBLIQUE ET CANTON DE NEUCHÂTEL</small>	
Traitement brut 2013 indexé				Indexation sur base 2013 0.00%							
Classe		Traitement mensuel	Traitement annuel	Période 24	Période 25	Période 27	Période 28	Période 29	Période 30		
<b>D1</b>											
	<b>0</b>	11'900.85	154'711.05								
	<b>1</b>	12'090.15	157'171.95								
	<b>2</b>	12'279.40	159'632.20								
	<b>3</b>	12'468.60	162'091.80								
	<b>4</b>	12'657.90	164'552.70								
	<b>5</b>	12'847.25	167'014.25								
	<b>6</b>	13'036.40	169'473.20								
	<b>7</b>	13'225.70	171'934.10								
	<b>8</b>	13'414.95	174'394.35								
	<b>9</b>	13'604.25	176'855.25								
	<b>10</b>	13'793.45	179'314.85								
<b>D2</b>											
	<b>0</b>	10'954.10	142'403.30								
	<b>1</b>	11'143.35	144'863.55								
	<b>2</b>	11'332.65	147'324.45								
	<b>3</b>	11'521.80	149'783.40								
	<b>4</b>	11'711.10	152'244.30								
	<b>5</b>	11'900.35	154'704.55								
	<b>6</b>	12'089.65	157'165.45								
	<b>7</b>	12'278.85	159'625.05								
	<b>8</b>	12'468.10	162'085.30								
	<b>9</b>	12'657.40	164'546.20								
	<b>10</b>	12'846.60	167'005.80								
<b>D3</b>											
	<b>0</b>	10'278.65	133'622.45								
	<b>1</b>	10'467.95	136'083.35								
	<b>2</b>	10'657.15	138'542.95								
	<b>3</b>	10'846.45	141'003.85								
	<b>4</b>	11'035.65	143'463.45								
	<b>5</b>	11'224.90	145'923.70								
	<b>6</b>	11'414.15	148'383.95								
	<b>7</b>	11'603.50	150'845.50								
	<b>8</b>	11'792.75	153'305.75								
	<b>9</b>	11'982.05	155'766.65								
	<b>10</b>	12'171.25	158'226.25								


## Echelle anuelle des traitements bruts "enseignants" 2013

Base 2013 100 % (base pour indexation)				Indexation sur base 2013 0.00%				ne.ch RÉPUBLIQUE ET CANTON DE NEUCHÂTEL	
Traitement brut 2013 indexé				Indexation sur base 2013				0.00%	
Classe		Traitement mensuel	Traitement annuel	Période 24	Période 25	Période 27	Période 28	Période 29	Période 30
<b>D4</b>									
	0	9'737.65	126'589.45						
	1	9'926.95	129'050.35						
	2	10'116.20	131'510.60						
	3	10'305.45	133'970.85						
	4	10'494.75	136'431.75						
	5	10'684.00	138'892.00						
	6	10'873.20	141'351.60						
	7	11'062.50	143'812.50						
	8	11'251.75	146'272.75						
	9	11'441.00	148'733.00						
	10	11'630.25	151'193.25						
<b>D5</b>									
	0	9'466.55	123'065.15						
	1	9'655.85	125'526.05						
	2	9'845.05	127'985.65						
	3	10'034.45	130'447.85						
	4	10'223.70	132'908.10						
	5	10'413.00	135'369.00						
	6	10'602.15	137'827.95						
	7	10'791.45	140'288.85						
	8	10'980.65	142'748.45						
	9	11'169.90	145'208.70						
	10	11'359.20	147'669.60					130.55	
<b>D6</b>									
	0	9'195.55	119'542.15				109.45		
	1	9'384.80	122'002.40				111.70		
	2	9'574.15	124'463.95				114.00		
	3	9'763.30	126'922.90				116.25		
	4	9'952.60	129'383.80				118.50		
	5	10'141.85	131'844.05				120.75		
	6	10'331.15	134'304.95				123.00		
	7	10'520.35	136'764.55				125.25		
	8	10'709.65	139'225.45				127.50		
	9	10'898.85	141'685.05				129.75		
	10	11'088.05	144'144.65				132.00		

## Echelle anuelle des traitements bruts "enseignants" 2013

Base 2013 100 % (base pour indexation)				Indexation sur base 2013 0.00%				ne.ch RÉPUBLIQUE ET CANTON DE NEUCHÂTEL	
Traitement brut 2013 indexé									
Classe		Traitement mensuel	Traitement annuel	Période 24	Période 25	Période 27	Période 28	Période 29	Période 30
<b>D7</b>									
	<b>0</b>	8'924.55	116'019.15						
	<b>1</b>	9'113.80	118'479.40						
	<b>2</b>	9'303.05	120'939.65						
	<b>3</b>	9'492.30	123'399.90						
	<b>4</b>	9'681.60	125'860.80						
	<b>5</b>	9'870.80	128'320.40						
	<b>6</b>	10'060.05	130'780.65						
	<b>7</b>	10'249.30	133'240.90						
	<b>8</b>	10'438.60	135'701.80						
	<b>9</b>	10'627.80	138'161.40						
	<b>10</b>	10'817.10	140'622.30						
<b>hca</b>									
<b>2a-1a-hca</b>	<b>10</b>	10'684.40	138'897.20	148.40		131.90			
<b>1a</b>									
<b>2a-1a-hca</b>	<b>5</b>	9'521.35	123'777.55	132.25		117.55			
"	<b>6</b>	9'705.25	126'168.25	134.80		119.80			
"	<b>7</b>	9'889.20	128'559.60	137.35		122.10			
"	<b>8</b>	10'073.10	130'950.30	139.90		124.35			
"	<b>9</b>	10'256.95	133'340.35	142.45		126.65			
<b>3a-2a-1a</b>	<b>10</b>	10'440.85	135'731.05	145.00		128.90			
<b>2a</b>									
<b>2a-1a-hca</b>	<b>0</b>	8'358.45	108'659.85	116.10		103.20	99.50		
"	<b>1</b>	8'542.35	111'050.55	118.65		105.45	101.70		
"	<b>2</b>	8'726.25	113'441.25	121.20		107.75	103.90		
"	<b>3</b>	8'910.15	115'831.95	123.75		110.00	106.05		
"	<b>4</b>	9'094.05	118'222.65	126.30		112.25	108.25		
<b>3a-2a-1a</b>	<b>5</b>	9'277.95	120'613.35	128.85		114.55	110.45		
"	<b>6</b>	9'461.85	123'004.05	131.40		116.80	112.65		
"	<b>7</b>	9'645.75	125'394.75	133.95		119.10	114.85		
"	<b>8</b>	9'829.60	127'784.80	136.50		121.35	117.00		
"	<b>9</b>	10'013.50	130'175.50	139.10		123.60	119.20		
<b>4a-3a-2a</b>	<b>10</b>	10'197.35	132'565.55	141.65		125.90	121.40		


## Echelle anuelle des traitements bruts "enseignants" 2013

Base 2013		100 % (base pour indexation)		Indexation sur base 2013				0.00%		 <small>RÉPUBLIQUE ET CANTON DE NEUCHÂTEL</small>
Traitement brut 2013 indexé										
Classe		Traitement mensuel	Traitement annuel	Période 24	Période 25	Période 27	Période 28	Période 29	Période 30	
<b>3a</b>										
<b>3a-2a-1a</b>	<b>0</b>	8'114.90	105'493.70	112.70		100.20	96.60			
"	<b>1</b>	8'298.75	107'883.75	115.25		102.45	98.80			
"	<b>2</b>	8'482.75	110'275.75	117.80		104.75	101.00			
"	<b>3</b>	8'666.60	112'665.80	120.35		107.00	103.15	99.60		
"	<b>4</b>	8'850.50	115'056.50	122.90		109.25	105.35			
<b>4a-3a-2a</b>	<b>5</b>	9'034.55	117'449.15	125.50		111.55	107.55			
"	<b>6</b>	9'218.45	119'839.85	128.05		113.80	109.75			
"	<b>7</b>	9'402.35	122'230.55	130.60		116.10	111.95			
"	<b>8</b>	9'586.25	124'621.25	133.15		118.35	114.10			
"	<b>9</b>	9'770.15	127'011.95	135.70		120.60	116.30			
<b>5a-4a-3a</b>	<b>10</b>	9'954.05	129'402.65	138.25		122.90	118.50			
<b>4a</b>										
<b>4a-3a-2a</b>	<b>0</b>	7'871.40	102'328.20	109.35		97.20	93.70			
"	<b>1</b>	8'055.30	104'718.90	111.90		99.45	95.90			
"	<b>2</b>	8'239.15	107'108.95	114.45		101.70	98.10			
"	<b>3</b>	8'423.10	109'500.30	117.00		104.00	100.30			
"	<b>4</b>	8'607.00	111'891.00	119.55		106.25	102.45			
<b>5a-4a-3a</b>	<b>5</b>	8'790.90	114'281.70	122.10		108.55	104.65			
"	<b>6</b>	8'974.75	116'671.75	124.65		110.80	106.85			
"	<b>7</b>	9'158.70	119'063.10	127.20		113.05	109.05			
"	<b>8</b>	9'342.50	121'452.50	129.75		115.35	111.20			
"	<b>9</b>	9'526.45	123'843.85	132.30		117.60	113.40			
<b>6a-5a-4a</b>	<b>10</b>	9'710.30	126'233.90	134.85		119.90	115.60			
<b>5a</b>										
<b>5a-4a-3a</b>	<b>0</b>	7'627.95	99'163.35	105.95		94.15	90.80			
"	<b>1</b>	7'811.80	101'553.40	108.50		96.45	93.00			
"	<b>2</b>	7'995.75	103'944.75	111.05		98.70	95.20			
"	<b>3</b>	8'179.60	106'334.80	113.60		101.00	97.40			
"	<b>4</b>	8'363.50	108'725.50	116.15		103.25	99.55			
<b>6a-5a-4a</b>	<b>5</b>	8'547.35	111'115.55	118.70		105.50	101.75			
"	<b>6</b>	8'731.25	113'506.25	121.25		107.80	103.95			
"	<b>7</b>	8'915.10	115'896.30	123.80		110.05	106.15			
"	<b>8</b>	9'099.05	118'287.65	126.40		112.35	108.30			
"	<b>9</b>	9'282.95	120'678.35	128.95		114.60	110.50			
<b>7a-6a-5a</b>	<b>10</b>	9'466.85	123'069.05	131.50		116.85	112.70			


## Echelle anuelle des traitements bruts "enseignants" 2013

Base 2013		100 % (base pour indexation)		Indexation sur base 2013				0.00%		ne.ch RÉPUBLIQUE ET CANTON DE NEUCHÂTEL	
Traitement brut 2013 indexé				Indexation sur base 2013				0.00%			
Classe		Traitement mensuel	Traitement annuel	Période 24	Période 25	Période 27	Période 28	Période 29	Période 30		
<b>6a</b>											
<b>6a-5a-4a</b>	<b>0</b>	7'384.40	95'997.20	102.55		91.15	87.90				
"	<b>1</b>	7'568.30	98'387.90	105.10		93.45	90.10				
"	<b>2</b>	7'752.25	100'779.25	107.65		95.70	92.30				
"	<b>3</b>	7'936.15	103'169.95	110.20		98.00	94.50				
"	<b>4</b>	8'120.00	105'560.00	112.80		100.25	96.65				
<b>7a-6a-5a</b>	<b>5</b>	8'303.90	107'950.70	115.35		102.50	98.85				
"	<b>6</b>	8'487.80	110'341.40	117.90		104.80	101.05				
"	<b>7</b>	8'671.70	112'732.10	120.45		107.05	103.25				
"	<b>8</b>	8'855.55	115'122.15	123.00		109.35	105.40				
"	<b>9</b>	9'039.40	117'512.20	125.55		111.60	107.60				
<b>8a-7a-6a</b>	<b>10</b>	9'223.30	119'902.90	128.10		113.85	109.80				
<b>7a</b>											
<b>7a-6a-5a</b>	<b>0</b>	7'140.95	92'832.35	99.20		88.15	85.00				
"	<b>1</b>	7'324.80	95'222.40	101.75		90.45	87.20				
"	<b>2</b>	7'508.70	97'613.10	104.30		92.70	89.40				
"	<b>3</b>	7'692.60	100'003.80	106.85		94.95	91.60				
"	<b>4</b>	7'876.50	102'394.50	109.40		97.25	93.75				
<b>8a-7a-6a</b>	<b>5</b>	8'060.35	104'784.55	111.95		99.50	95.95				
"	<b>6</b>	8'244.25	107'175.25	114.50		101.80	98.15				
"	<b>7</b>	8'428.15	109'565.95	117.05		104.05	100.35				
"	<b>8</b>	8'612.05	111'956.65	119.60		106.30	102.50				
"	<b>9</b>	8'795.90	114'346.70	122.15		108.60	104.70				
<b>9a-8a-7a</b>	<b>10</b>	8'979.80	116'737.40	124.70		110.85	106.90				99.80
<b>8a</b>											
<b>8a-7a-6a</b>	<b>0</b>	6'897.45	89'666.85				82.10	79.30	76.65		
"	<b>1</b>	7'081.30	92'056.90				84.30	81.40	78.70		
"	<b>2</b>	7'265.15	94'446.95				86.50	83.50	80.70		
"	<b>3</b>	7'449.05	96'837.65				88.70	85.60	82.75		
"	<b>4</b>	7'632.95	99'228.35				90.85	87.75	84.80		
<b>9a-8a-7a</b>	<b>5</b>	7'816.85	101'619.05				93.05	89.85	86.85		
"	<b>6</b>	8'000.70	104'009.10				95.25	91.95	88.90		
"	<b>7</b>	8'184.60	106'399.80				97.45	94.10	90.95		
"	<b>8</b>	8'368.55	108'791.15				99.65	96.20	93.00		
"	<b>9</b>	8'552.40	111'181.20				101.80	98.30	95.05		
<b>10a-9a-8a</b>	<b>10</b>	8'736.25	113'571.25				104.00	100.40	97.05		

## Echelle anuelle des traitements bruts "enseignants" 2013

Base 2013		100 % (base pour indexation)		Indexation sur base 2013				0.00%		 <small>RÉPUBLIQUE ET CANTON DE NEUCHÂTEL</small>
Traitement brut 2013 indexé										
Classe		Traitement mensuel	Traitement annuel	Période 24	Période 25	Période 27	Période 28	Période 29	Période 30	
<b>9a</b>										
<b>9a-8a-7a</b>	<b>0</b>	6'653.95	86'501.35				79.20	76.50	73.95	
"	<b>1</b>	6'837.80	88'891.40				81.40	78.60	76.00	
"	<b>2</b>	7'021.75	91'282.75				83.60	80.70	78.00	
"	<b>3</b>	7'205.60	93'672.80				85.80	82.80	80.05	
"	<b>4</b>	7'389.50	96'063.50				87.95	84.95	82.10	
<b>10a-9a-8a</b>	<b>5</b>	7'573.30	98'452.90				90.15	87.05	84.15	
"	<b>6</b>	7'757.25	100'844.25				92.35	89.15	86.20	
"	<b>7</b>	7'941.10	103'234.30				94.55	91.30	88.25	
"	<b>8</b>	8'125.00	105'625.00				96.75	93.40	90.30	
"	<b>9</b>	8'308.85	108'015.05				98.90	95.50	92.30	
<b>11a-10a-9a</b>	<b>10</b>	8'492.80	110'406.40				101.10	97.60	94.35	
<b>10a</b>										
<b>10a-9a-8a</b>	<b>0</b>	6'410.40	83'335.20				76.30	73.70	71.25	
"	<b>1</b>	6'594.25	85'725.25				78.50	75.80	73.25	
"	<b>2</b>	6'778.15	88'115.95				80.70	77.90	75.30	
"	<b>3</b>	6'962.10	90'507.30				82.90	80.00	77.35	
"	<b>4</b>	7'145.95	92'897.35				85.05	82.15	79.40	
<b>11a-10a-9a</b>	<b>5</b>	7'329.85	95'288.05				87.25	84.25	81.45	
"	<b>6</b>	7'513.70	97'678.10				89.45	86.35	83.50	
"	<b>7</b>	7'697.65	100'069.45				91.65	88.50	85.55	
"	<b>8</b>	7'881.50	102'459.50				93.85	90.60	87.55	
"	<b>9</b>	8'065.35	104'849.55				96.00	92.70	89.60	
<b>12a-11a-10a</b>	<b>10</b>	8'249.20	107'239.60				98.20	94.80	91.65	
<b>11a</b>										
<b>11a-10a-9a</b>	<b>0</b>	6'166.90	80'169.70				73.40	70.90	68.50	
"	<b>1</b>	6'350.75	82'559.75				75.60	73.00	70.55	
"	<b>2</b>	6'534.65	84'950.45				77.80	75.10	72.60	
"	<b>3</b>	6'718.50	87'340.50				80.00	77.20	74.65	
"	<b>4</b>	6'902.45	89'731.85				82.15	79.35	76.70	
<b>12a-11a-10a</b>	<b>5</b>	7'086.30	92'121.90				84.35	81.45	78.75	
"	<b>6</b>	7'270.20	94'512.60				86.55	83.55	80.80	
"	<b>7</b>	7'454.05	96'902.65				88.75	85.70	82.80	
"	<b>8</b>	7'638.00	99'294.00				90.95	87.80	84.85	
"	<b>9</b>	7'821.85	101'684.05				93.10	89.90	86.90	
<b>13a-12a-11a</b>	<b>10</b>	8'005.75	104'074.75				95.30	92.00	88.95	

## Echelle anuelle des traitements bruts "enseignants" 2013

Base 2013		100 % (base pour indexation)		Indexation sur base 2013				0.00%		 <small>RÉPUBLIQUE ET CANTON DE NEUCHÂTEL</small>
Traitement brut 2013 indexé										
Classe		Traitement mensuel	Traitement annuel	Période 24	Période 25	Période 27	Période 28	Période 29	Période 30	
<b>12a</b>										
<b>12a-11a-10a</b>	<b>0</b>	5'923.40	77'004.20				70.50	68.10	65.80	
"	<b>1</b>	6'107.30	79'394.90				72.70	70.20	67.85	
"	<b>2</b>	6'291.20	81'785.60				74.90	72.30	69.90	
"	<b>3</b>	6'475.15	84'176.95				77.10	74.45	71.95	
"	<b>4</b>	6'659.05	86'567.65				79.25	76.55	74.00	
<b>13a-12a-11a</b>	<b>5</b>	6'842.90	88'957.70				81.45	78.65	76.05	
"	<b>6</b>	7'026.75	91'347.75				83.65	80.75	78.10	
"	<b>7</b>	7'210.70	93'739.10				85.85	82.90	80.10	
"	<b>8</b>	7'394.60	96'129.80				88.05	85.00	82.15	
"	<b>9</b>	7'578.45	98'519.85				90.20	87.10	84.20	
<b>13a-12a</b>	<b>10</b>	7'762.45	100'911.85				92.40	89.20	86.25	
<b>13a</b>										
<b>13a-12a-11a</b>	<b>0</b>	5'680.00	73'840.00	78.90				65.30	63.10	
"	<b>1</b>	5'863.85	76'230.05	81.45				67.40	65.15	
"	<b>2</b>	6'047.70	78'620.10	84.00				69.50	67.20	
"	<b>3</b>	6'231.60	81'010.80	86.55				71.65	69.25	
"	<b>4</b>	6'415.50	83'401.50	89.10				73.75	71.30	
<b>13a-12a</b>	<b>5</b>	6'599.40	85'792.20	91.65				75.85	73.35	
"	<b>6</b>	6'783.25	88'182.25	94.20				77.95	75.35	
"	<b>7</b>	6'967.20	90'573.60	96.75				80.10	77.40	
"	<b>8</b>	7'151.10	92'964.30	99.30				82.20	79.45	
"	<b>9</b>	7'335.00	95'355.00	101.90				84.30	81.50	
<b>15a-13a</b>	<b>10</b>	7'518.80	97'744.40	104.45				86.40	83.55	
<b>15a</b>										
<b>15a-13a</b>	<b>0</b>	5'192.90	67'507.70		69.25					
"	<b>1</b>	5'376.75	69'897.75		71.70					
"	<b>2</b>	5'560.65	72'288.45		74.15					
"	<b>3</b>	5'744.50	74'678.50		76.60					
"	<b>4</b>	5'928.45	77'069.85		79.05					
<b>16a-15a</b>	<b>5</b>	6'112.35	79'460.55		81.50					
"	<b>6</b>	6'296.30	81'851.90		83.95					
"	<b>7</b>	6'480.20	84'242.60		86.40					
"	<b>8</b>	6'664.05	86'632.65		88.85					
"	<b>9</b>	6'847.95	89'023.35		91.30					
<b>17a-16a-15a</b>	<b>10</b>	7'031.85	91'414.05		93.75					

## Echelle anuelle des traitements bruts "enseignants" 2013

Base 2013		100 % (base pour indexation)		Indexation sur base 2013				0.00%	
Traitement brut 2013 indexé				ne.ch RÉPUBLIQUE ET CANTON DE NEUCHÂTEL					
Classe		Traitement mensuel	Traitement annuel	Période 24	Période 25	Période 27	Période 28	Période 29	Période 30
<b>16a</b>									
<b>16a-15a</b>	<b>0</b>	4'949.40	64'342.20		66.00				
"	<b>1</b>	5'133.30	66'732.90		68.45				
"	<b>2</b>	5'317.15	69'122.95		70.90				
"	<b>3</b>	5'501.10	71'514.30		73.35				
"	<b>4</b>	5'685.00	73'905.00		75.80				
<b>17a-16a-15a</b>	<b>5</b>	5'868.90	76'295.70		78.25				
"	<b>6</b>	6'052.70	78'685.10		80.70				
"	<b>7</b>	6'236.70	81'077.10		83.15				
"	<b>8</b>	6'420.60	83'467.80		85.60				
"	<b>9</b>	6'604.45	85'857.85		88.05				
<b>17a-16a</b>	<b>10</b>	6'788.35	88'248.55		90.50				
<b>17a</b>									
<b>17a-16a-15a</b>	<b>0</b>	4'706.30	61'181.90		62.75				
"	<b>1</b>	4'890.20	63'572.60		65.20				
"	<b>2</b>	5'074.05	65'962.65		67.65				
"	<b>3</b>	5'258.00	68'354.00		70.10				
"	<b>4</b>	5'441.90	70'744.70		72.55				
<b>17a-16a</b>	<b>5</b>	5'625.85	73'136.05		75.00				
"	<b>6</b>	5'809.75	75'526.75		77.45				
"	<b>7</b>	5'993.65	77'917.45		79.90				
"	<b>8</b>	6'177.55	80'308.15		82.35				
"	<b>9</b>	6'361.45	82'698.85		84.80				
<b>17a</b>	<b>10</b>	6'545.30	85'088.90		87.25				

Des différences minimales peuvent intervenir entre le présent tableau et les salaires versés (arrondis de calcul) ; elles ne peuvent le cas échéant donner lieu à réclamation.